

## Draft Aberdeen Active Travel Action Plan Consultation: Summary report

This report was created on Monday 02 November 2020 at 14:15 and includes **100** responses.

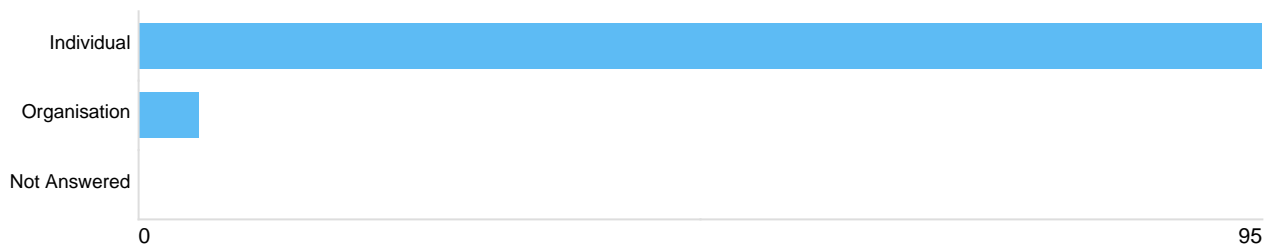
The consultation ran from 14/09/2020 to 25/10/2020.

### Contents

Question 1: Are you responding as an individual or on behalf of an organisation?	1
Individual or Organisation	1
Question 2: If you are responding on behalf of an organisation, what is your organisation?	2
Organisation	2
Question 3: On a scale of 1 to 5 (where 1 is extremely important and 5 is not at all important), how important do you feel it is to reflect the current Covid-19 situation in the final Action Plan?	2
How important is it to reflect Covid-19 situation	2
Reasons why	2
Question 4: Given the changes brought about by the Covid-19 pandemic, do you expect that these changes will permanently influence your future travel behaviour?	2
Will Covid-19 change travel behaviour	2
Reasons why	3
Question 5: Do you agree that the objectives derived from the current Local Transport Strategy (set out below) are the correct ones for the Active Travel Action Plan?	3
Reasons why	3
Reasons why	3
Question 6: Do you agree with the list of projects set out in the Action Plan?	3
List of projects	3
Reasons why	3
Question 7: Do you agree with the overall vision for the Active Travel Action Plan?	4
Vision	4
Reasons why	4
Question 8: Having read the Active Travel Action Plan, are you content with the document overall?	4
Overall Satisfaction	4
Reasons why	4
Question 9: Please provide any further comments you may have below.	4
Further Comments	4
Question 10: What is your gender?	5
Gender	5
Question 11: What is your age?	5
Age	5
Question 12: What is your employment status?	6
Employment Status	6

### Question 1: Are you responding as an individual or on behalf of an organisation?

#### Individual or Organisation



Option	Total	Percent
Individual	95	95.00%
Organisation	5	5.00%
Not Answered	0	0.00%

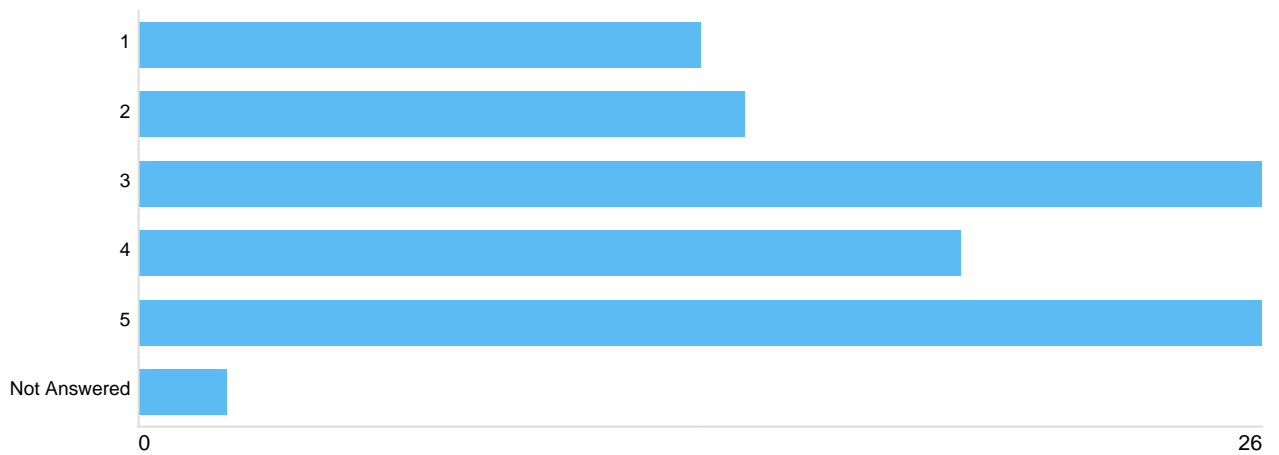
**Question 2: If you are responding on behalf of an organisation, what is your organisation?**

**Organisation**

There were 6 responses to this part of the question.

**Question 3: On a scale of 1 to 5 (where 1 is extremely important and 5 is not at all important), how important do you feel it is to reflect the current Covid-19 situation in the final Action Plan?**

**How important is it to reflect Covid-19 situation**



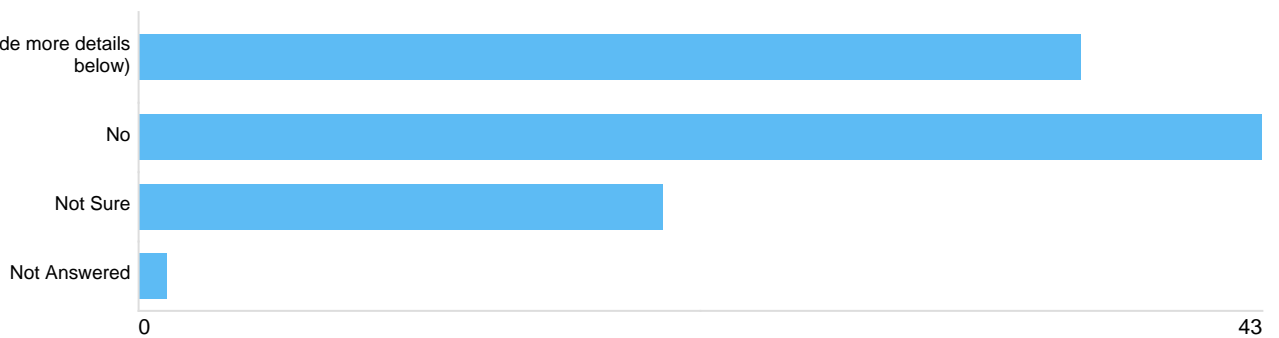
Option	Total	Percent
1	13	13.00%
2	14	14.00%
3	26	26.00%
4	19	19.00%
5	26	26.00%
Not Answered	2	2.00%

**Reasons why**

There were 71 responses to this part of the question.

**Question 4: Given the changes brought about by the Covid-19 pandemic, do you expect that these changes will permanently influence your future travel behaviour?**

**Will Covid-19 change travel behaviour**



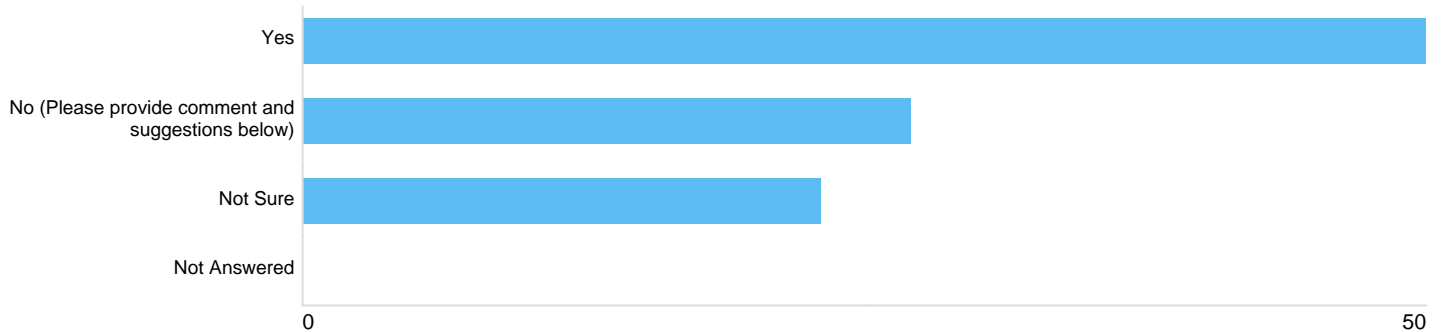
Option	Total	Percent
Yes (please provide more details below)	36	36.00%
No	43	43.00%
Not Sure	20	20.00%
Not Answered	1	1.00%

**Reasons why**

There were 71 responses to this part of the question.

**Question 5: Do you agree that the objectives derived from the current Local Transport Strategy (set out below) are the correct ones for the Active Travel Action Plan?**

**Reasons why**



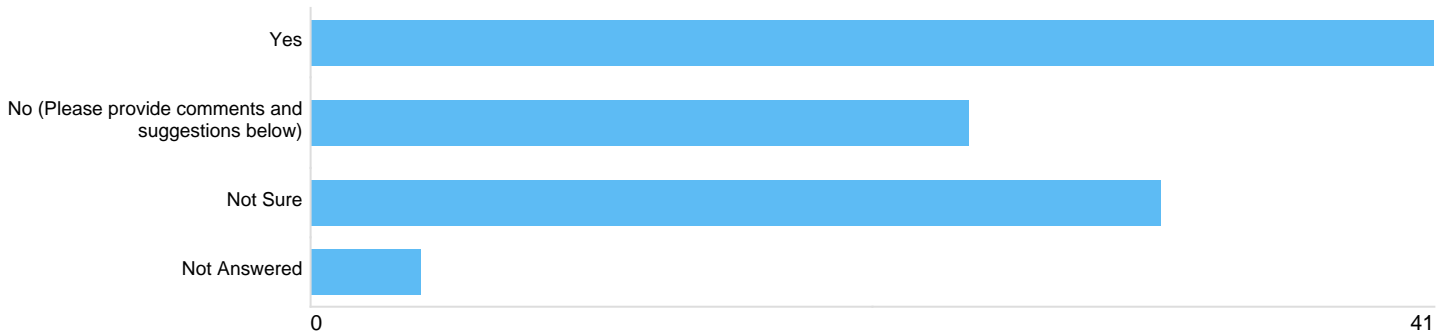
Option	Total	Percent
Yes	50	50.00%
No (Please provide comment and suggestions below)	27	27.00%
Not Sure	23	23.00%
Not Answered	0	0.00%

**Reasons why**

There were 63 responses to this part of the question.

**Question 6: Do you agree with the list of projects set out in the Action Plan?**

**List of projects**



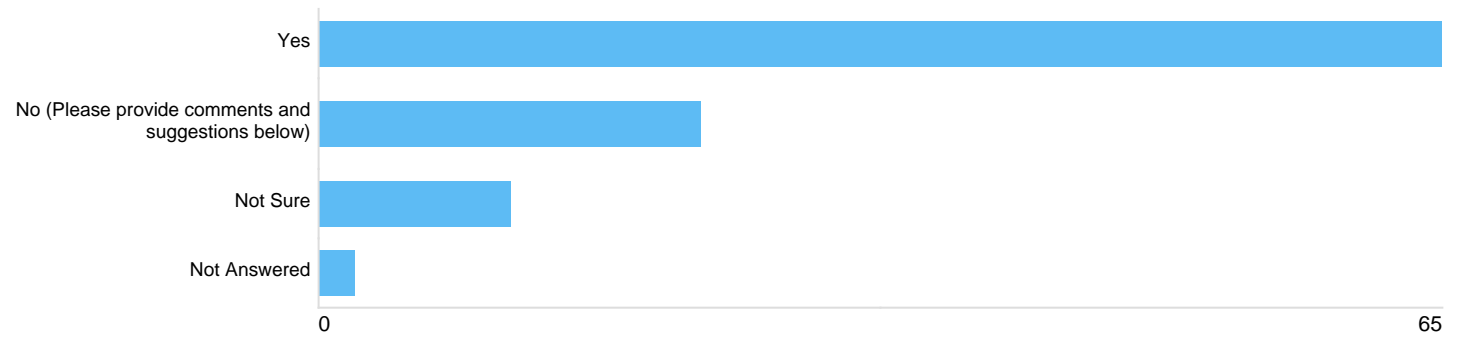
Option	Total	Percent
Yes	41	41.00%
No (Please provide comments and suggestions below)	24	24.00%
Not Sure	31	31.00%
Not Answered	4	4.00%

**Reasons why**

There were 37 responses to this part of the question.

**Question 7: Do you agree with the overall vision for the Active Travel Action Plan?**

**Vision**



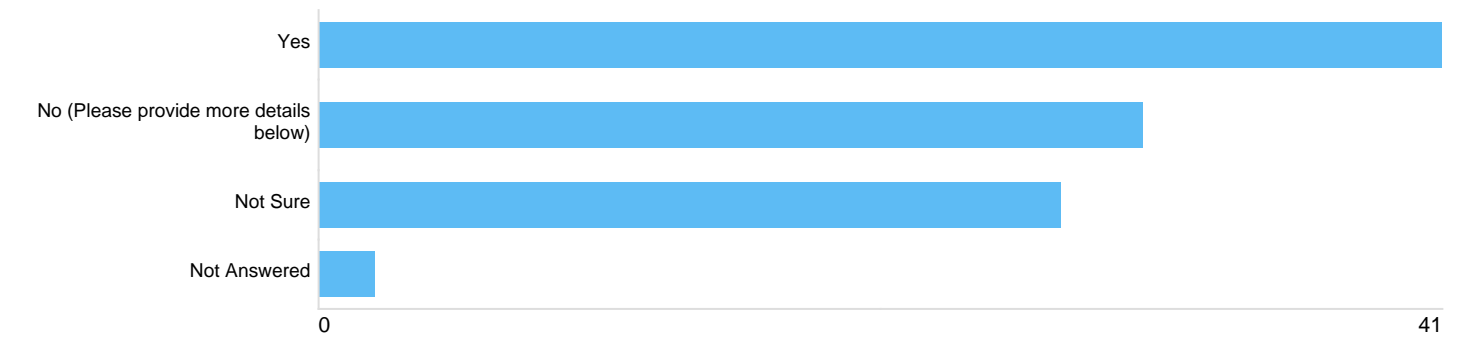
Option	Total	Percent
Yes	65	65.00%
No (Please provide comments and suggestions below)	22	22.00%
Not Sure	11	11.00%
Not Answered	2	2.00%

**Reasons why**

There were 41 responses to this part of the question.

**Question 8: Having read the Active Travel Action Plan, are you content with the document overall?**

**Overall Satisfaction**



Option	Total	Percent
Yes	41	41.00%
No (Please provide more details below)	30	30.00%
Not Sure	27	27.00%
Not Answered	2	2.00%

**Reasons why**

There were 40 responses to this part of the question.

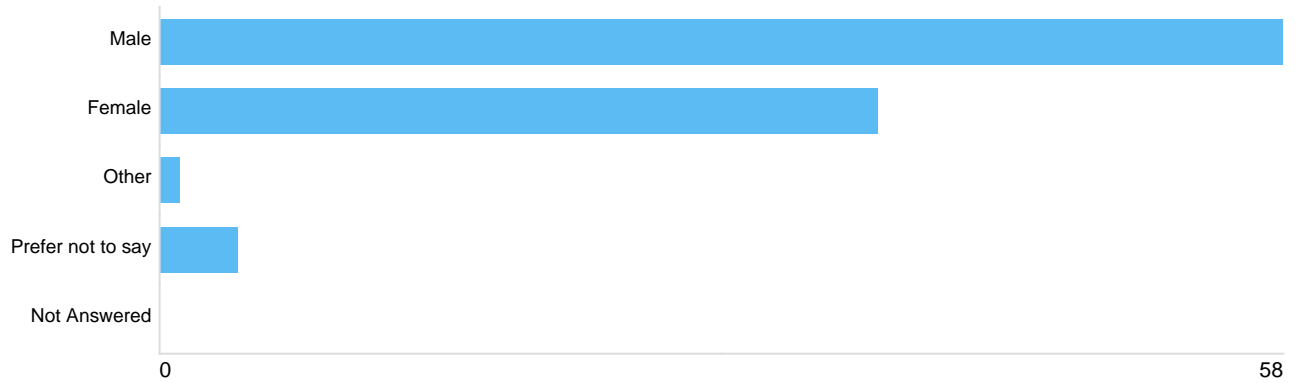
**Question 9: Please provide any further comments you may have below.**

**Further Comments**

There were 31 responses to this part of the question.

### Question 10: What is your gender?

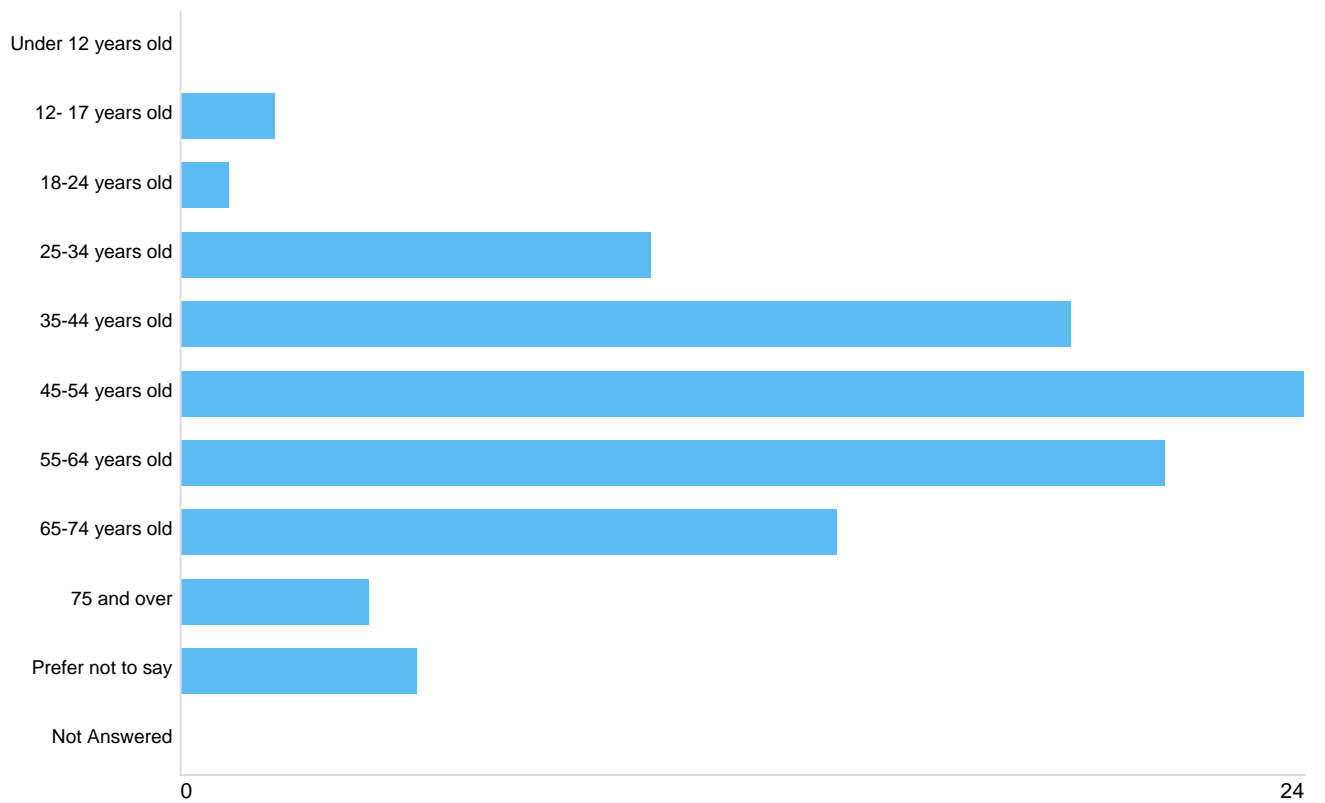
#### Gender



Option	Total	Percent
Male	58	58.00%
Female	37	37.00%
Other	1	1.00%
Prefer not to say	4	4.00%
Not Answered	0	0.00%

### Question 11: What is your age?

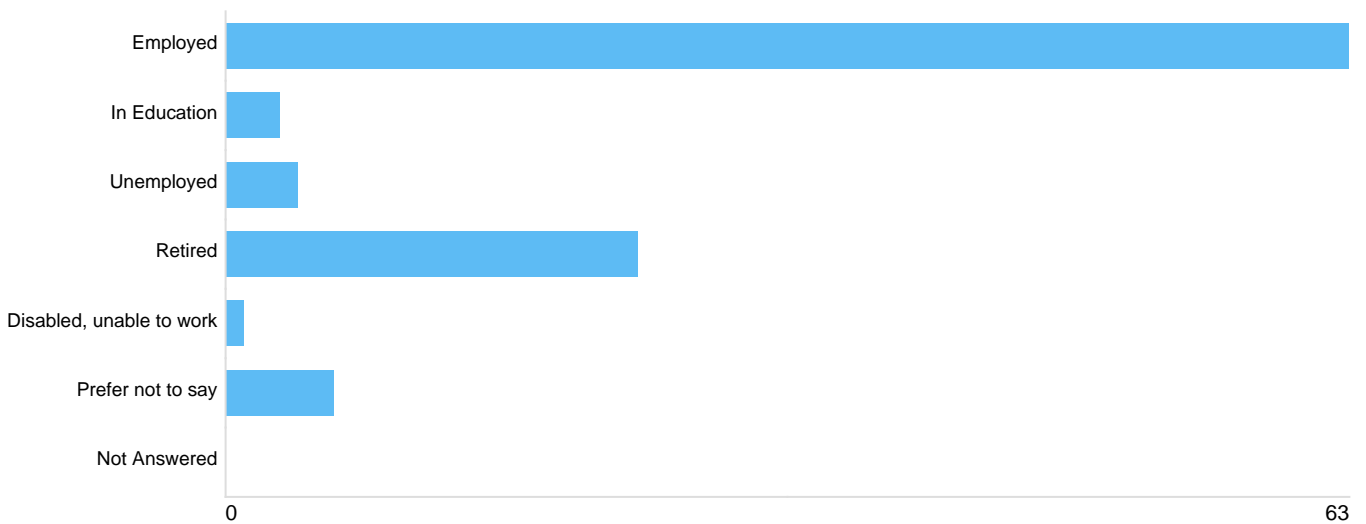
#### Age



Option	Total	Percent
Under 12 years old	0	0.00%
12- 17 years old	2	2.00%
18-24 years old	1	1.00%
25-34 years old	10	10.00%
35-44 years old	19	19.00%
45-54 years old	24	24.00%
55-64 years old	21	21.00%
65-74 years old	14	14.00%
75 and over	4	4.00%
Prefer not to say	5	5.00%
Not Answered	0	0.00%

**Question 12: What is your employment status?**

**Employment Status**



Option	Total	Percent
Employed	63	63.00%
In Education	3	3.00%
Unemployed	4	4.00%
Retired	23	23.00%
Disabled, unable to work	1	1.00%
Prefer not to say	6	6.00%
Not Answered	0	0.00%